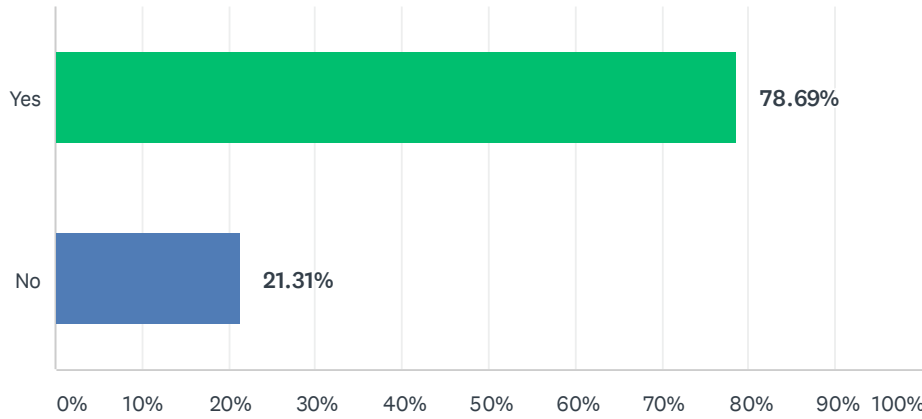


Q1 We have opened the existing Public Toilets with Covid 19 guidance and signage. In the new Toilets do you think the council should prioritise Covid 19 Compliant facilities ?

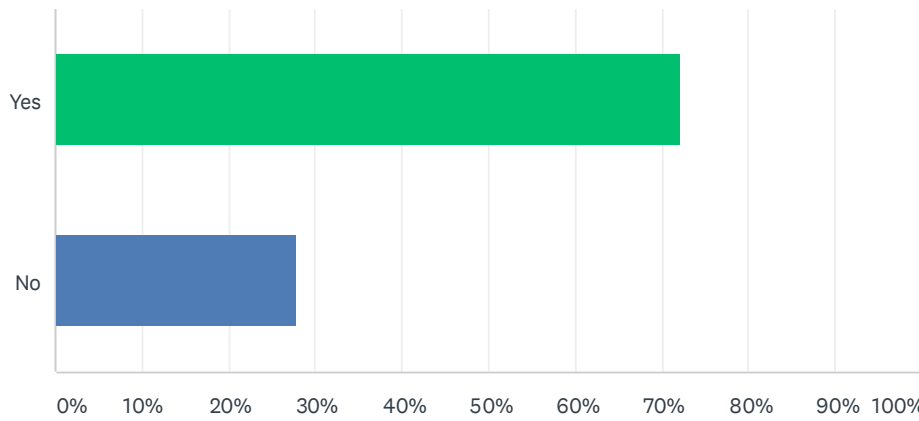
Answered: 61 Skipped: 0



ANSWER CHOICES	RESPONSES	
Yes	78.69%	48
No	21.31%	13
TOTAL		61

Q2 Do you think there should be contactless payment facilities?

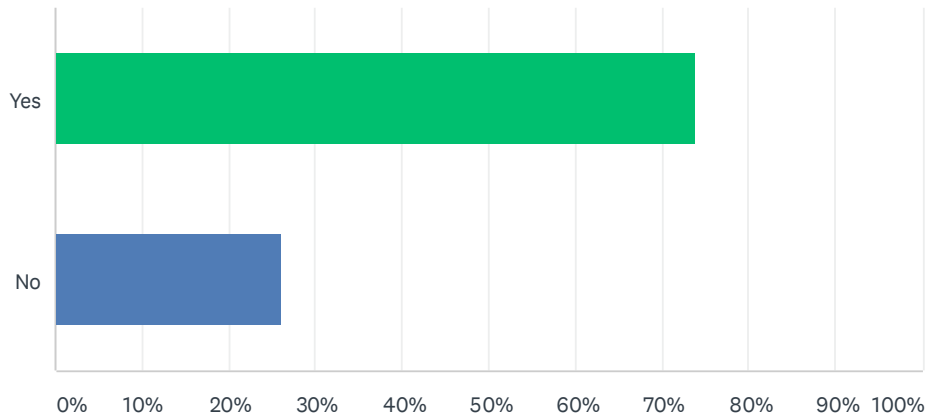
Answered: 61 Skipped: 0



ANSWER CHOICES	RESPONSES	
Yes	72.13%	44
No	27.87%	17
TOTAL		61

Q3 Do you think there should be additional health & safety features, such as for disposal of sharps? W

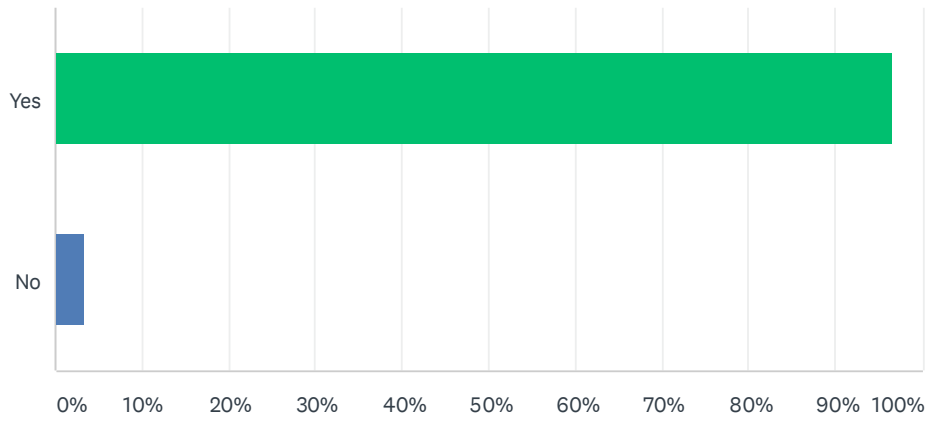
Answered: 61 Skipped: 0



ANSWER CHOICES	RESPONSES	
Yes	73.77%	45
No	26.23%	16
TOTAL		61

Q4 Do you think the facilities should include non-touch handwashing and drying, to reduce potential of infection?

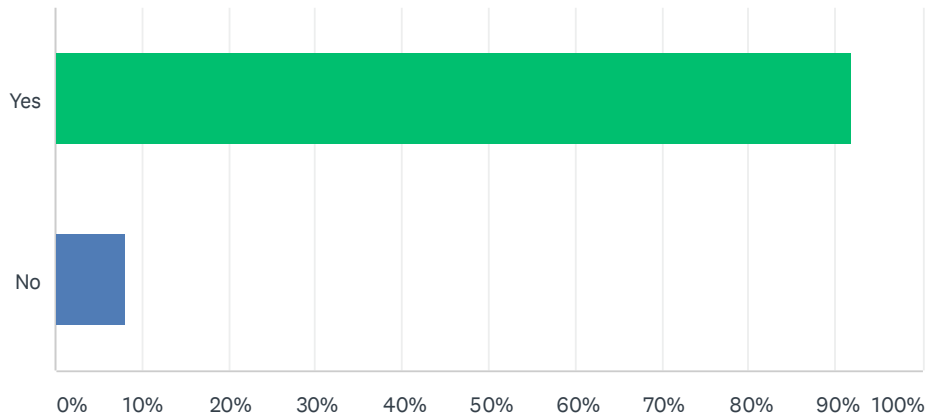
Answered: 61 Skipped: 0



ANSWER CHOICES	RESPONSES	
Yes	96.72%	59
No	3.28%	2
TOTAL		61

Q5 Do you want CCTV installed (externally) to protect investment and improve safety for users? CCTV would be subject to guidance.

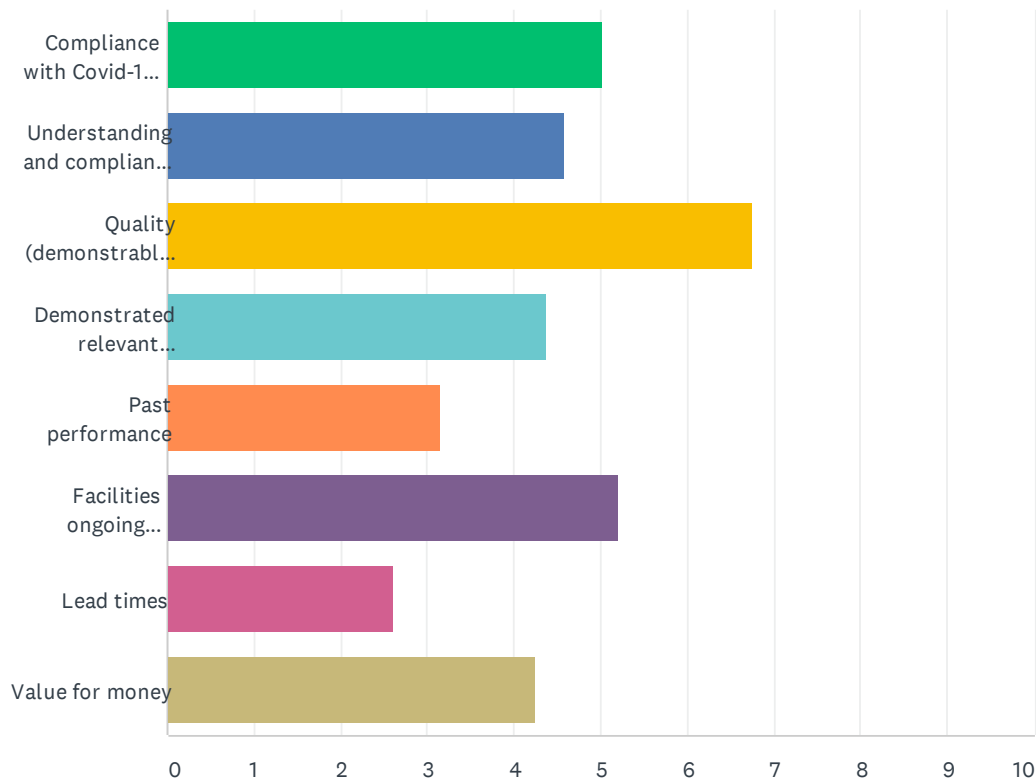
Answered: 61 Skipped: 0



ANSWER CHOICES	RESPONSES	
Yes	91.80%	56
No	8.20%	5
TOTAL		61

Q6 What order of priority would you give the following assessment criteria?

Answered: 61 Skipped: 0



	1	2	3	4	5	6	7	8	TOTAL	SCORE
Compliance with Covid-19 regulations and guidance addressing issues raised by pandemic.	27.87% 17	9.84% 6	11.48% 7	11.48% 7	6.56% 4	8.20% 5	9.84% 6	14.75% 9	61	5.03
Understanding and compliance of/with factors for consideration outlined in specification	6.56% 4	9.84% 6	19.67% 12	14.75% 9	19.67% 12	13.11% 8	11.48% 7	4.92% 3	61	4.59
Quality (demonstrable ongoing durability and quality)	26.23% 16	39.34% 24	22.95% 14	6.56% 4	4.92% 3	0.00% 0	0.00% 0	0.00% 0	61	6.75
Demonstrated relevant experience	4.92% 3	9.84% 6	8.20% 5	31.15% 19	9.84% 6	19.67% 12	9.84% 6	6.56% 4	61	4.38
Past performance	0.00% 0	3.28% 2	6.56% 4	8.20% 5	26.23% 16	21.31% 13	9.84% 6	24.59% 15	61	3.16
Facilities ongoing availability	19.67% 12	13.11% 8	19.67% 12	4.92% 3	13.11% 8	19.67% 12	8.20% 5	1.64% 1	61	5.21
Lead times	0.00% 0	1.64% 1	3.28% 2	9.84% 6	11.48% 7	9.84% 6	42.62% 26	21.31% 13	61	2.62
Value for money	14.75% 9	13.11% 8	8.20% 5	13.11% 8	8.20% 5	8.20% 5	8.20% 5	26.23% 16	61	4.25